

INSTRUMENT



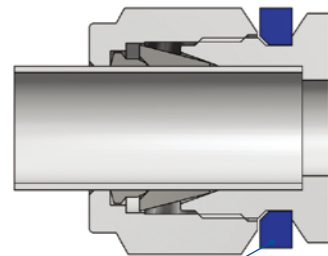
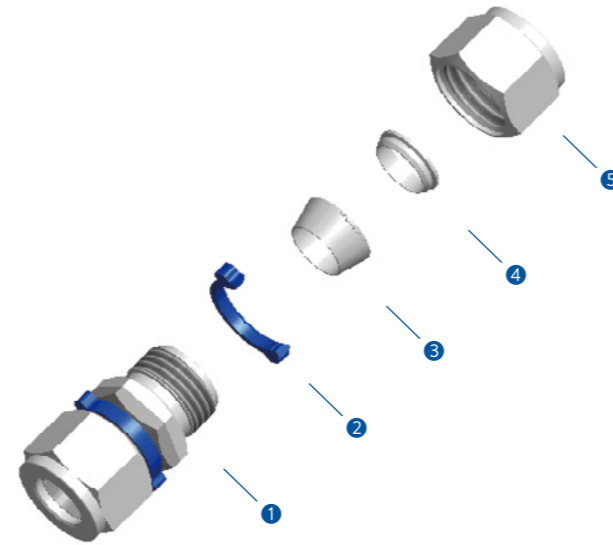
GGR (Gap Gauge Ring)



Local Patent Number : 10-2015-0059416
Global Patent : US, JAPAN, CHINA, GERMANY

Features

- GGR(GAP GAUGE RING) is designed for perfect installation of piping and tubing. With the UNILOK's GGR, no more GAP GAUGE is needed.
- GGR ensures sufficient tightening and protects over-tightening.
- assure visually inspected your process lines.
- Repeatable assembly
- GGR is prepared with various color for identifying your process lines.
- Fabricated in precision process for smooth tightening.
- Easy, Fast & Economical installation for your facility.



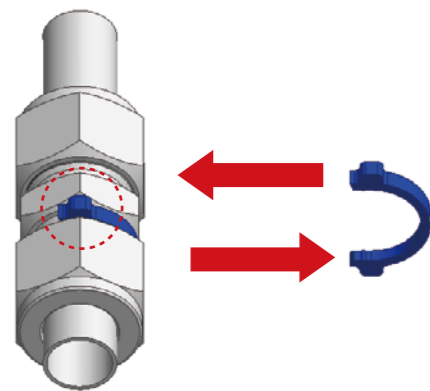
GGR Prevent over and less tightening.

Material Standards

No.	Description	Materials
1	Body	316 SS
2	GGR	304 SS
3	Front Ferrule	316 SS
4	Back Ferrule	316 SS
5	Nut	316 SS

GGR Color Coding

Color	Designator
Blue	S
Red	R
Black	B
Yellow	Y



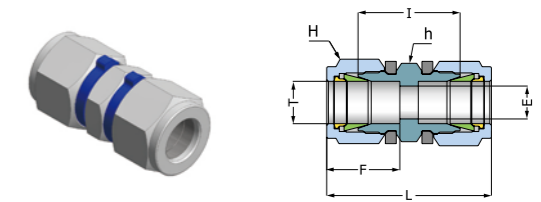
Easy to insert

Tubing Information

Instruction for installation of fitting is not need any more.
 Just touch the GGR, for checking proper installation of fitting.
 When tighten of nut enough, GGR is not turned around body.
 GGR do not mix fitting components from various manufacturers.

UU-G

Union

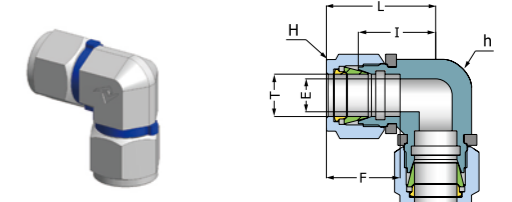


Connects Fractional(Inch) Tube

Part No.	Tube OD T		Dimensions (mm)							
	inch	mm	E Min.	h		H		F	I	L
				inch	mm	inch	mm			
UU-04-G	1/4	6.35	4.8	1/2	12.70	9/16	14.28	15.2	26.2	40.9
UU-06-G	3/8	9.52	7.1	5/8	15.87	11/16	17.46	16.8	30.2	45.0
UU-08-G	1/2	12.70	10.4	13/16	20.63	7/8	22.22	22.9	31.0	51.3
UU-12-G	3/4	19.05	15.7	1-1/16	26.98	1-1/8	28.57	24.4	33.3	53.6
UU-16-G	1	25.40	22.4	1-3/8	34.92	1-1/2	38.10	31.2	40.4	64.8

UEU-G

Union Elbow

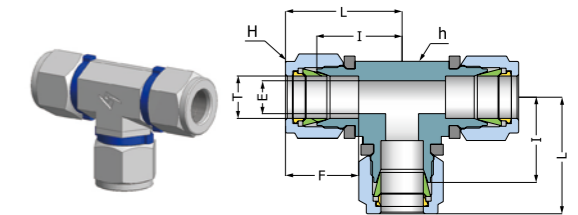


Connects Fractional(Inch) Tube

Part No.	Tube OD T		Dimensions (mm)							
	inch	mm	E Min.	h		H		F	I	L
				inch	mm	inch	mm			
UEU-04-G	1/4	6.35	4.8	1/2	12.70	9/16	14.28	15.2	19.6	26.9
UEU-06-G	3/8	9.52	7.1	5/8	15.87	11/16	17.46	16.8	23.1	30.5
UEU-08-G	1/2	12.70	10.4	13/16	20.63	7/8	22.22	22.9	25.9	36.1
UEU-12-G	3/4	19.05	15.7	1-1/16	26.98	1-1/8	28.57	24.4	29.7	39.9
UEU-16-G	1	25.40	22.4	1-3/8	34.92	1-1/2	38.10	31.2	36.8	49.0

UUT-G

Union Tee



Connects Fractional(Inch) Tube

Part No.	Tube OD T		Dimensions (mm)							
	inch	mm	E Min.	h		H		F	I	L
				inch	mm	inch	mm			
UUT-04-G	1/4	6.35	4.8	1/2	12.70	9/16	14.28	15.2	19.6	26.9
UUT-06-G	3/8	9.52	7.1	5/8	15.87	11/16	17.46	16.8	23.1	30.5
UUT-08-G	1/2	12.70	10.4	13/16	20.63	7/8	22.22	22.9	25.9	36.1
UUT-12-G	3/4	19.05	15.7	1-1/16	26.98	1-1/8	28.57	24.4	29.7	39.9
UUT-16-G	1	25.40	22.4	1-3/8	34.92	1-1/2	38.10	31.2	36.8	49.0

Dimensions are for reference only and are subject to change without prior notice.
 E is minimum opening. F and L are typical finger tight.